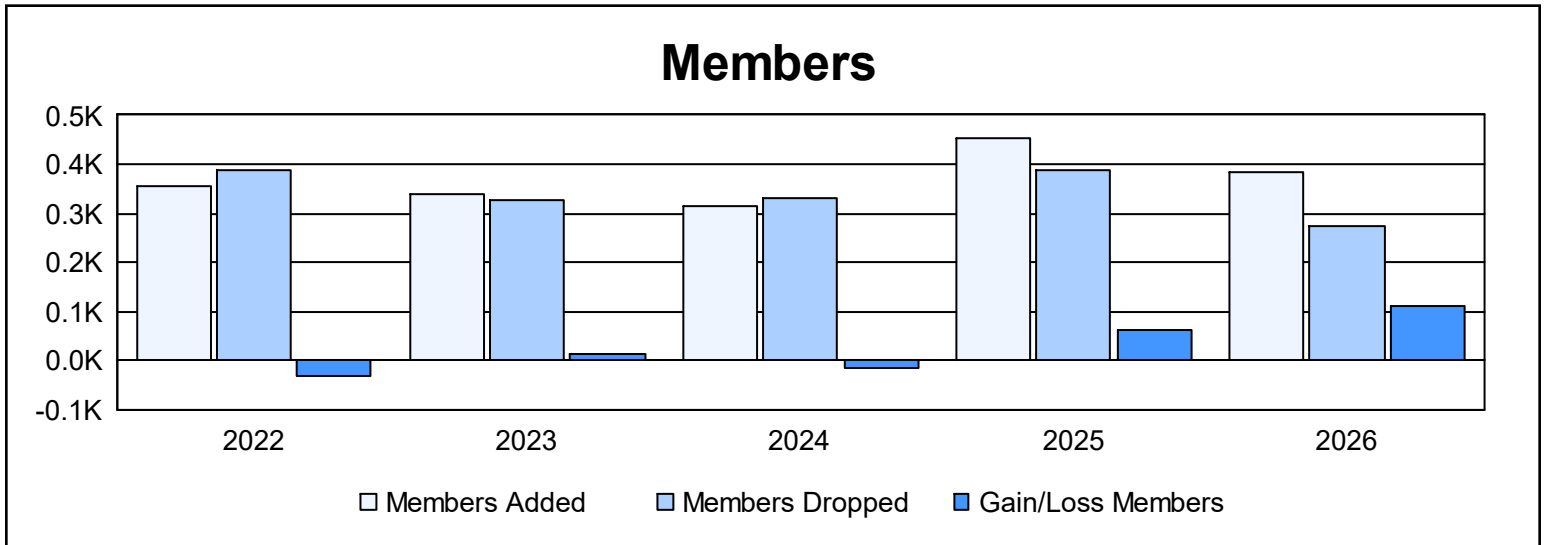
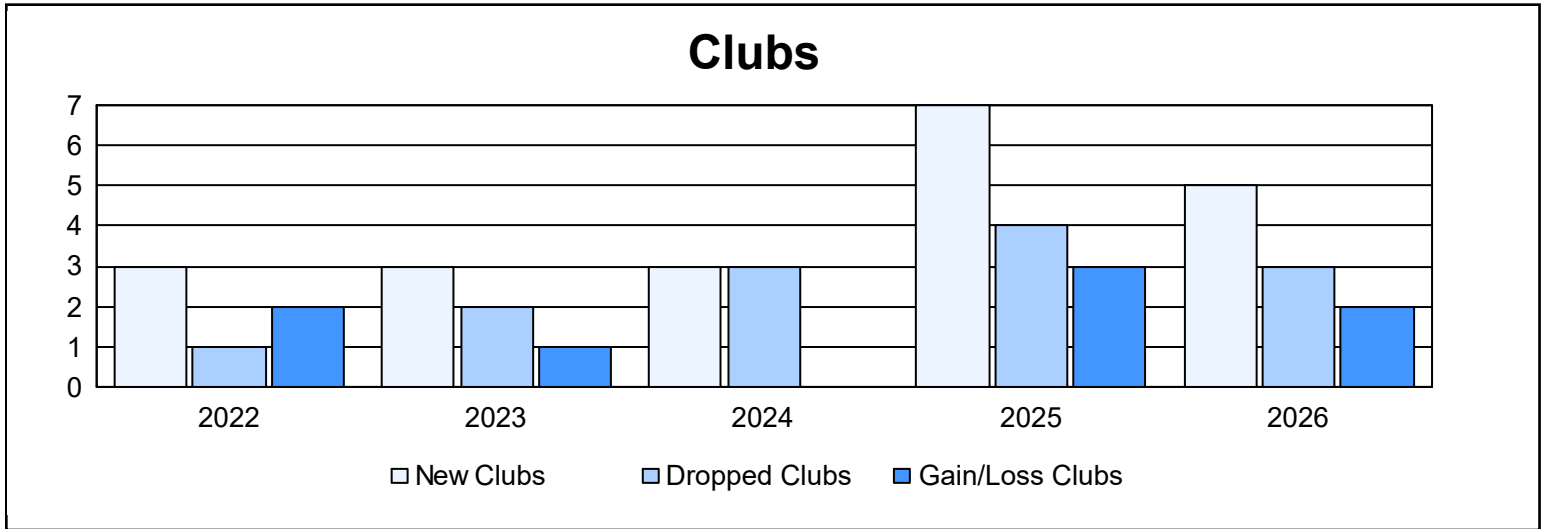
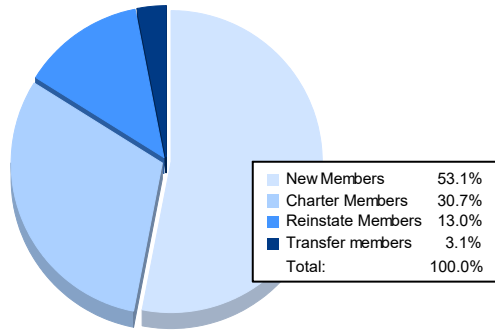


Year	New Clubs	Dropped Clubs	Gain/ Loss Clubs	New Members	Charter Members	Reinstate Members	Transfer Members	Total Member Added	Total Members Dropped	Gain/ Loss Members
2021-2022	3	1	2	242	89	16	8	355	387	-32
2022-2023	3	2	1	208	101	25	6	340	325	15
2023-2024	3	3	0	200	80	27	9	316	332	-16
2024-2025	7	4	3	196	155	93	8	452	388	64
2025-2026	5	3	2	204	118	50	12	384	273	111
<b>Average</b>	<b>4</b>	<b>3</b>	<b>2</b>	<b>210</b>	<b>109</b>	<b>42</b>	<b>9</b>	<b>369</b>	<b>341</b>	<b>28</b>



### Membership Composition April 2026 Cumulative



### Gender Composition April 2026 Cumulative

